

# Commercial office

## Napier

The Napier commercial office market is weakening as additional stock has entered the market and business confidence remains low. Vacancy rates have increased and these are expected to climb as more developments are completed, adding to the stock levels. Demand remains soft for investment properties, although purchaser interest is improving.

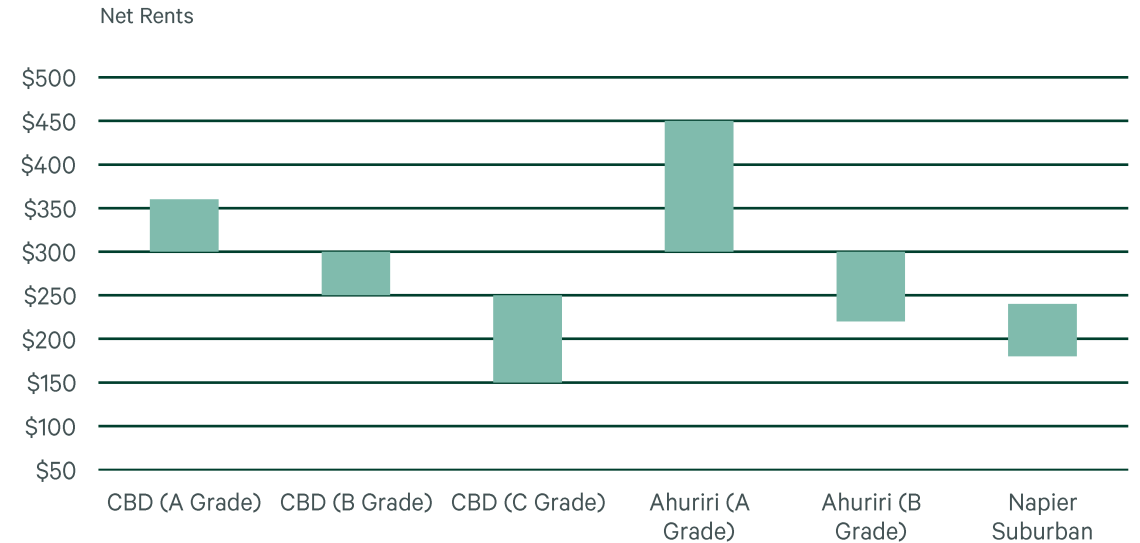
### NET YIELDS



Note: Arrows indicate change from previous report.

### OCCUPIER MARKET

	Market direction	Supply
CBD (A Grade)	▶ Static	Limited
CBD (B Grade)	▼ Weakening	Moderate
CBD (C Grade)	▼ Weakening	Moderate
Ahuriri (A Grade)	▶ Static	Limited
Ahuriri (B Grade)	▶ Static	Limited
Napier Suburban	▶ Static	Limited



### INVESTOR MARKET

	Market direction	Demand
CBD (A Grade)	▶ Static	Average
CBD (B Grade)	▶ Static	Weak
CBD (C Grade)	▶ Static	Weak
Ahuriri (A Grade)	▶ Static	Average
Ahuriri (B Grade)	▶ Static	Weak
Napier Suburban	▶ Static	Average

FIGURES | HAWKES BAY | DECEMBER 2025

# Industrial

## Napier

The Napier industrial market remains steady, with average demand for industrial accommodation remaining steady. However, vacancy is increasing, which has led to static rental rate movement in the short term. Demand remains relatively soft for investment properties compared to the market's peak, and those that have recently transacted reside in the lower, more affordable price bracket.

### NET YIELDS

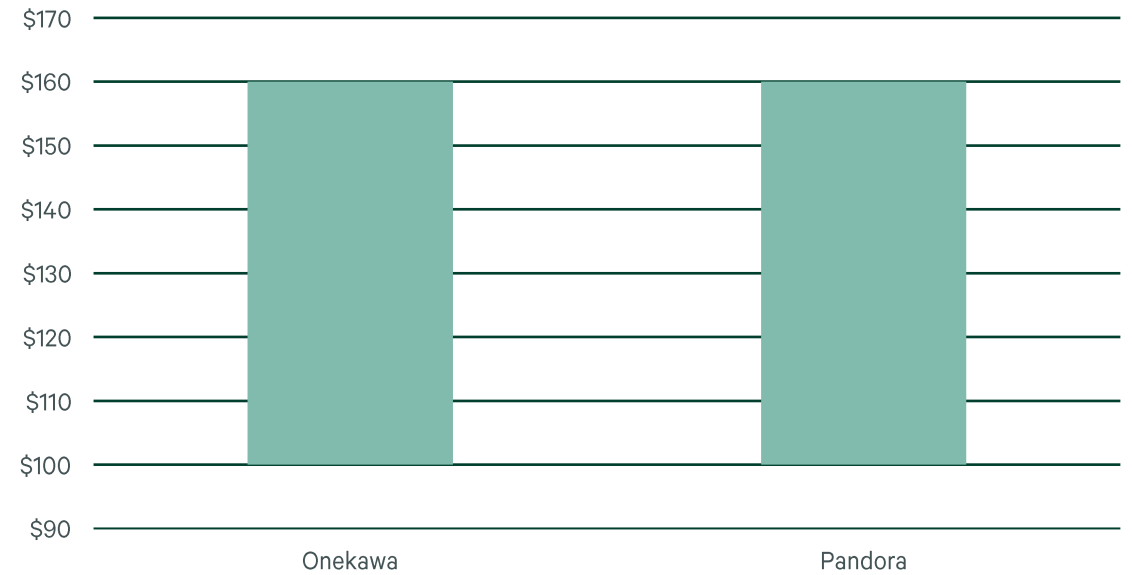


Note: Arrows indicate change from previous report.

### OCCUPIER MARKET

	Market direction	Supply
Onekawa	▶ Static	Moderate
Pandora	▶ Static	Limited

Net Rents (Warehouse/Workshop)



### INVESTOR MARKET

	Market direction	Demand
Onekawa	▶ Static	Average
Pandora	▶ Static	Average

# Retail

## Napier

Vacancy levels remain relatively low within Napier's CBD Prime retail strips, with average demand from tenants. However, we're now seeing increased vacancies. There has been limited rental growth for high-quality, well-located tenancies. Reduced investment demand persists.

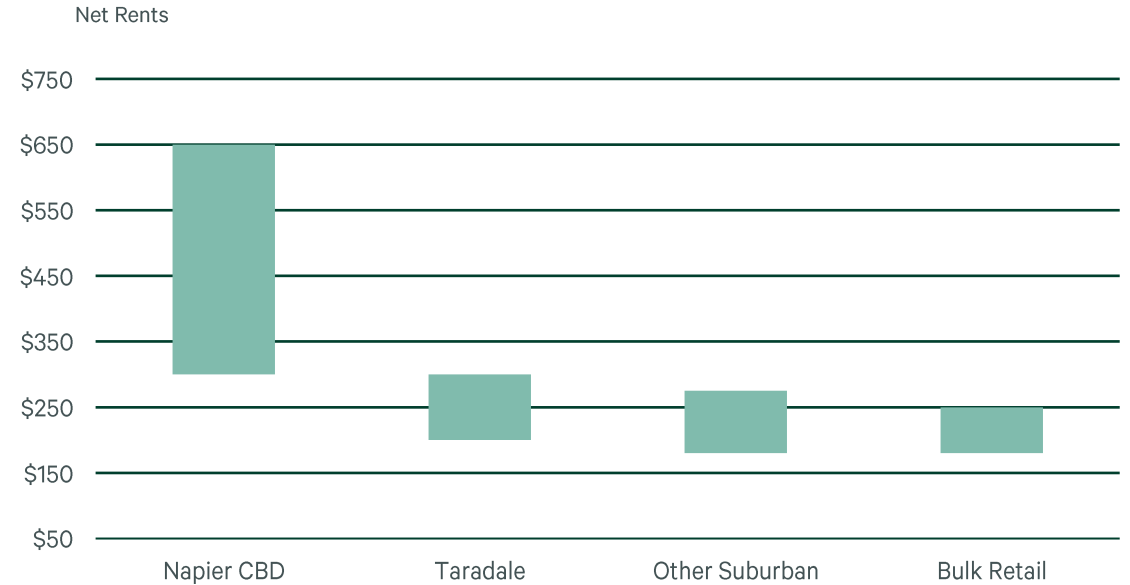
### NET YIELDS



Note: Arrows indicate change from previous report.

### OCCUPIER MARKET

	Market direction	Supply
Napier CBD	▶ Static	Limited
Taradale	▶ Static	Moderate
Other Suburban	▶ Static	Limited
Bulk Retail	▶ Static	Moderate



### INVESTOR MARKET

	Market direction	Demand
Napier CBD	▶ Static	Average
Taradale	▶ Static	Average
Other Suburban	▶ Static	Average
Bulk Retail	▶ Static	Average

# Commercial office

## Hastings

The Hastings commercial office market remains steady, with good demand for A and B grade space and record low vacancy rates across all building types. We have seen strong rental growth over the past two years, although this rate of growth has now slowed. Demand remains soft for investment properties, although purchaser interest is improving.

### NET YIELDS



Note: Arrows indicate change from previous report.

### OCCUPIER MARKET

	Market direction	Supply
Hastings CBD (A Grade)	▲ Improving	Very limited
Hastings CBD (B Grade)	▶ Static	Limited
Hastings CBD (C Grade)	▼ Weakening	Moderate
Havelock (A Grade)	▲ Improving	Very limited
Havelock (B Grade)	▲ Improving	Very limited



### INVESTOR MARKET

	Market direction	Demand
Hastings CBD (A Grade)	▶ Static	Average
Hastings CBD (B Grade)	▶ Static	Average
Hastings CBD (C Grade)	▶ Static	Average
Havelock (A Grade)	▶ Static	Average
Havelock (B Grade)	▶ Static	Average

# Industrial Hastings

The Hastings industrial market remains steady, with average demand for industrial assets, similarly to Napier. Vacancy appears to be increasing, resulting in static rental rate movements in the short term. Demand remains relatively soft for investment properties when compared to the peak of the market, and those that have recently transacted reside in the lower, more affordable price bracket.

## NET YIELDS

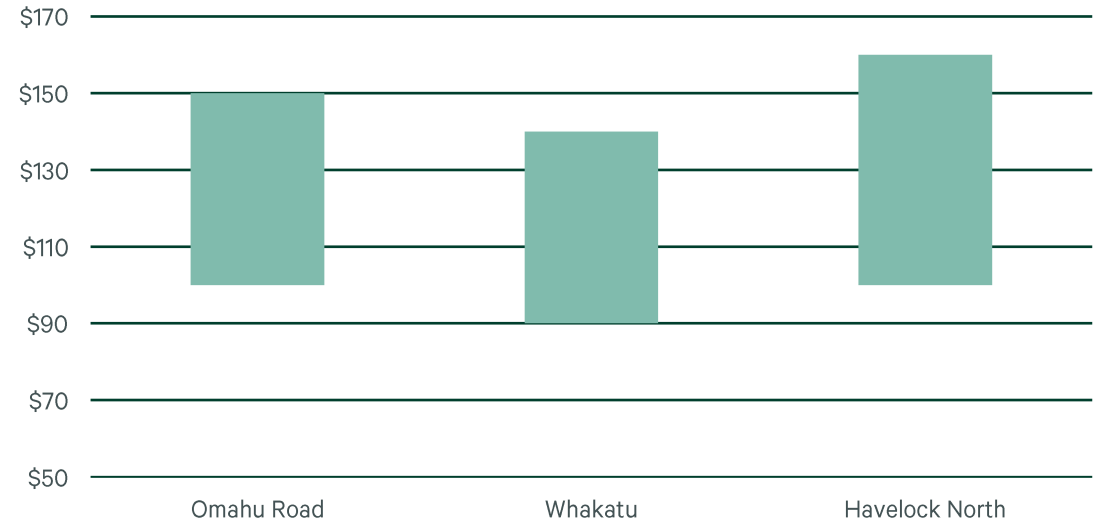


Note: Arrows indicate change from previous report.

## OCCUPIER MARKET

	Market direction	Supply
Omahu Road	▶ Static	Moderate
Whakatu	▶ Static	Limited
Havelock North	▶ Static	Limited

Net Rents (Warehouse/Workshop)



## INVESTOR MARKET

	Market direction	Demand
Omahu Road	▶ Static	Average
Whakatu	▶ Static	Average
Havelock North	▶ Static	Average

# Retail

## Hastings

Vacancy levels remain low within the 200 West block in the Hastings CBD, with the 100 block experiencing higher levels of vacancy. As a result of the significant redevelopment of the Eastern end of Heretaunga Street over the past three years, the immediate locality has been enhanced, with further redevelopment planned and underway. This has led to good rental growth in well-located and high-quality tenancies.

### NET YIELDS

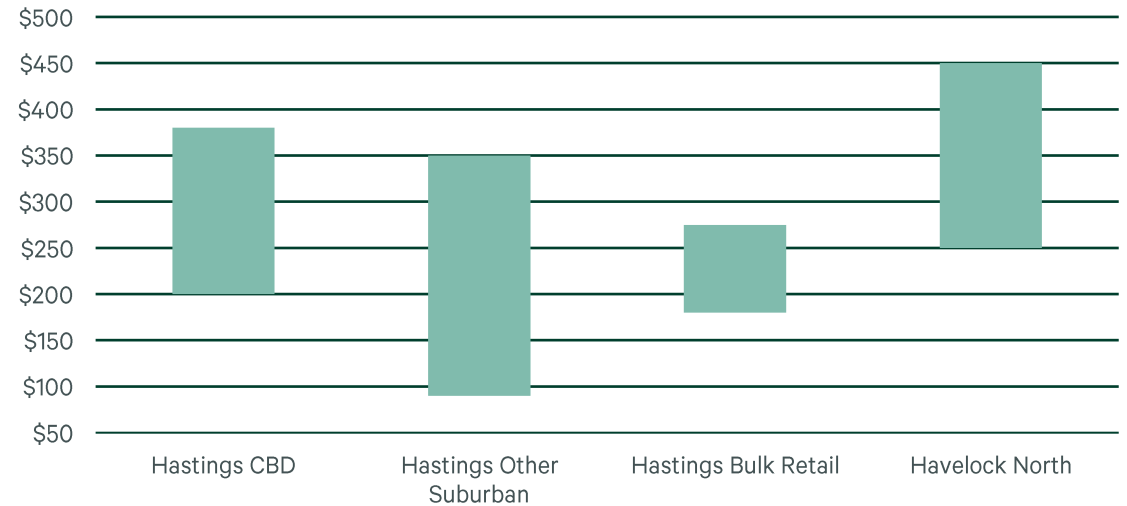


Note: Arrows indicate change from previous report.

### OCCUPIER MARKET

	Market direction	Supply
Hastings CBD	▲ Improving	Moderate
Hastings Other Suburban	▶ Static	Moderate
Hastings Bulk Retail	▶ Static	Limited
Havelock North	▲ Improving	Limited

Net Rents



### INVESTOR MARKET

	Market direction	Demand
Hastings CBD	▶ Static	Average
Hastings Other Suburban	▶ Static	Average
Hastings Bulk Retail	▶ Static	Average
Havelock North	▶ Static	Average

FIGURES | HAWKES BAY | DECEMBER 2025

# Commercial office

## Gisborne

The overall vacancy levels for office space remain high, above 40%, higher than those in the retail and industrial sectors. Office tenancies that have been vacant for some time include mostly first—and upper-floor office spaces that lack sufficient parking. Other contributing factors for prolonged vacancy periods include the need for upgrading and seismic strengthening. Demand has softened with increased vacancies on grade B and C space.

### NET YIELDS

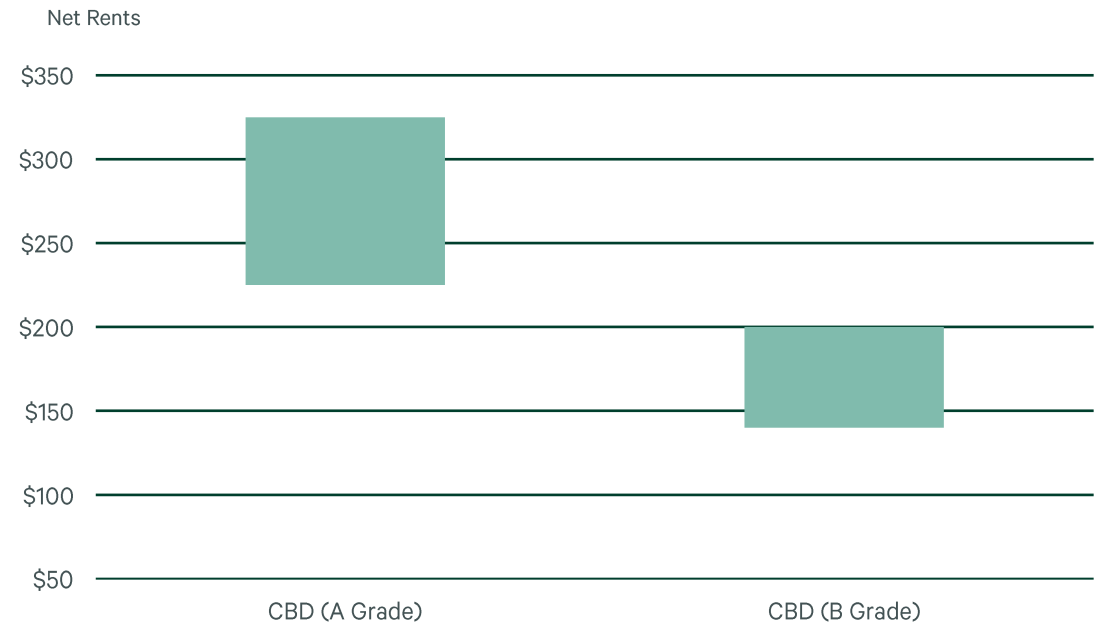
▶ 6.5-7.5%  
CBD (A Grade)

▶ 7.5-9.5%  
CBD (B Grade)

Note: Arrows indicate change from previous report.

### OCCUPIER MARKET

	Market direction	Supply
CBD (A Grade)	▶ Static	Limited
CBD (B Grade)	▶ Static	Moderate



### INVESTOR MARKET

	Market direction	Demand
CBD (A Grade)	▶ Static	Average
CBD (B Grade)	▶ Static	Weak

FIGURES | HAWKES BAY | DECEMBER 2025

# Industrial

## Gisborne

A number of industrial spaces of varied quality have come to market and have been vacant for a number of months, and conversely, some spaces have been vacant for very short periods. There has been a shortage of good-quality space over the years in Gisborne. The overall vacancy rate for industrial and outer commercial areas of Gisborne increased to over 4.0%, which is softer than the 3.0% noted from the previous year, although the trend continues to move sideways.

### NET YIELDS

▶ **6.0-9.0%**  
Awapuni/Inner City

Note: Arrows indicate change from previous report.

### OCCUPIER MARKET

	Market direction	Supply
Awapuni/Inner City	▶ Static	Moderate

Net Rents (Warehouse/Workshop)



### INVESTOR MARKET

	Market direction	Demand
Awapuni/Inner City	▶ Static	Average

FIGURES | HAWKES BAY | DECEMBER 2025

# Retail

## Gisborne

Recent vacancy levels within the city centre were measured at 23%, a 5.2% softening compared to the start of 2024, and this trend has continued. Occupancy levels in suburban retail pockets have softened initially, with an increased number of spaces becoming available. However, key national franchises may contribute to an uplift in certain areas with new lettings secured.

### NET YIELDS

▶ 6.5-7.5%  
CBD (Prime)

▶ 7.0-9.0%  
CBD (Secondary)

Note: Arrows indicate change from previous report.

### OCCUPIER MARKET

	Market direction	Supply
CBD (Prime)	▶ Static	Moderate
CBD (Secondary)	▶ Static	Moderate



### INVESTOR MARKET

	Market direction	Demand
CBD (Prime)	▶ Static	Weak
CBD (Secondary)	▶ Static	Weak