

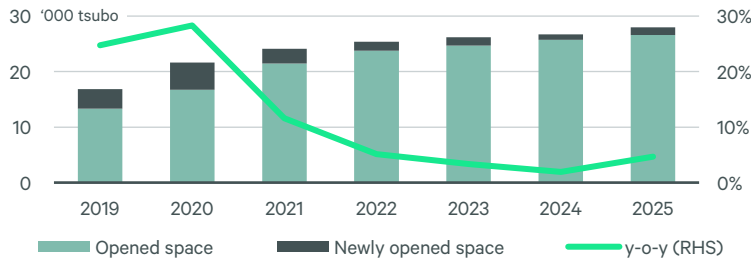


2025 Tokyo Flexible Office Market

01 MARKET SCALE

- The flexible office market continued to grow moderately in 2025, up 5.0% y-o-y.
- Flexible office space accounted for 3.3% of the Tokyo office market at the end of 2025, up 0.1 pp. from the previous year.

■ Tokyo flexible office market size



Flexible office space

as a % of total Tokyo office stock*

3.4 % Y-o-Y: +0.1 pt



*All-grade office stock in Tokyo 23 wards as of Q4 2025

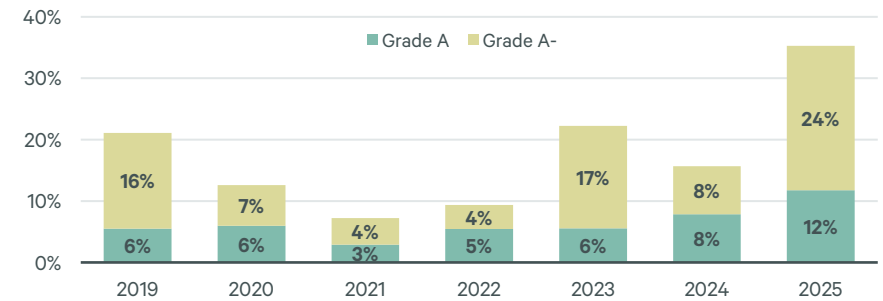
Note: Historical data is adjusted retroactively when new information (openings/closures, size etc.) becomes available.

02 NEW OPENINGS

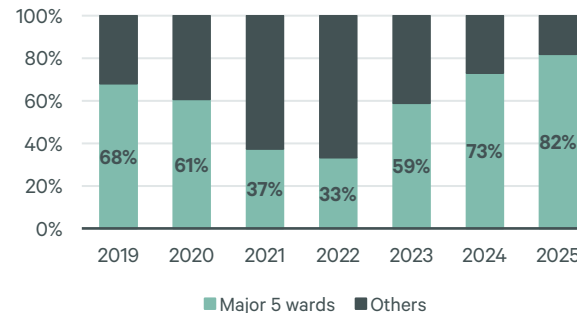
- More operators are choosing high-grade buildings with ample amenities to support clients' needs to attract talent and offer flexible work styles.
- The share of new openings in the five central wards increased.
- The share of new openings of large flexible office centers of 200 tsubo or more also increased.

■ New openings by grade

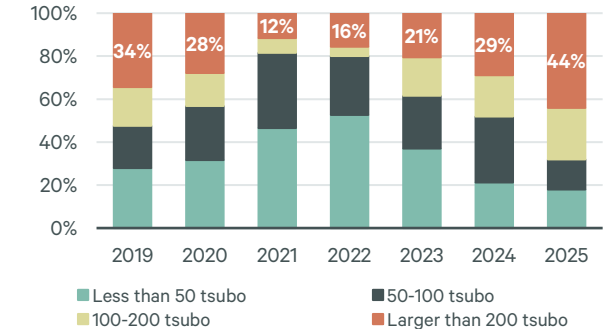
(Grade A, Grade A-)
(share by number)



■ New openings by location (share by number)



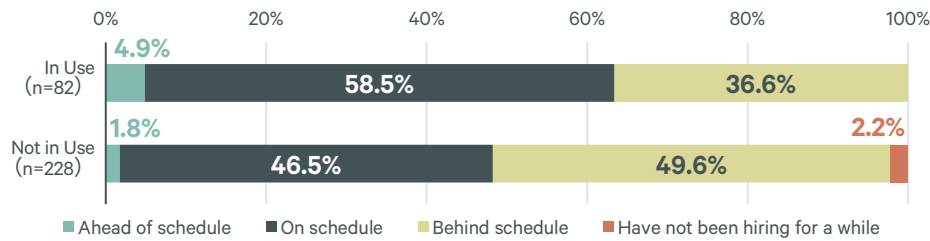
■ New openings by size (share by number)



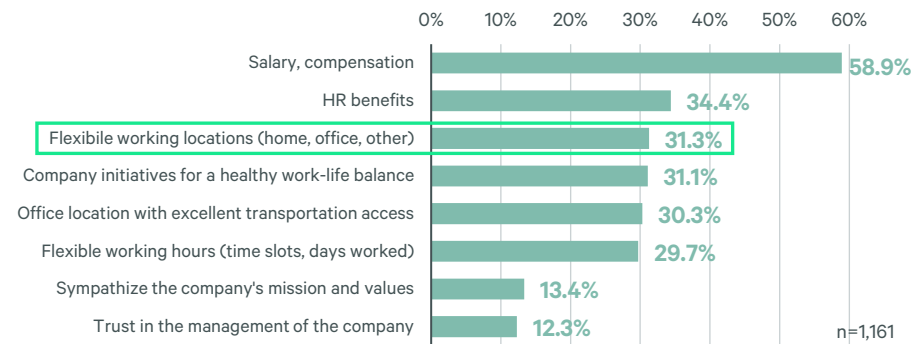
03 FLEXIBLE OFFICE USAGE AND RECRUITMENT

- Companies using flexible office space have been more successful in talent recruitment, reflecting the fact that many employees, when choosing a job, place importance on the flexibility offered in terms of work location.

Flexible office usage and progress in recruitment plans



Job selection criteria prioritized by workers and job seekers (employees)

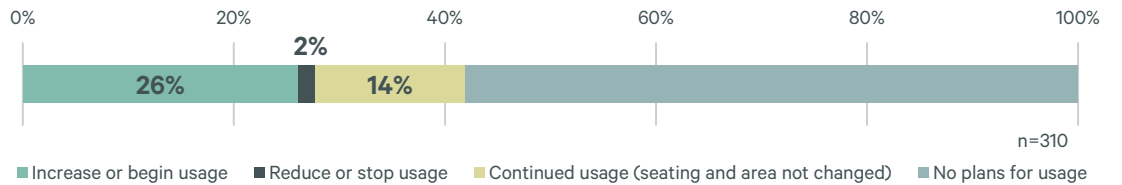


Source: Media Business, Nikkei Inc./ Investigation: Nikkei Research Inc./ Cooperation for investigation: CBRE "Survey on office usage", July 2025

04 PLANS ON USE OF FLEXIBLE OFFICE AND OPERATOR ACTIVITY

- Companies planning to increase the use of flexible office space significantly exceeds those planning to use less.
- Future flexible office openings are planned in prime, high-grade buildings, as well as in regional cities.

Flexible office usage policies for the next two to three years (corporate management)



Source: Media Business, Nikkei Inc./ Investigation: Nikkei Research Inc./ Cooperation for investigation: CBRE "Survey on office usage", July 2025

Operator activity

Operator	Brand	City • Property Name	Open
Regus	Signature	Tokyo Shinjuku i-Land Tower	2026.2
Tokyo Tatemono	EXEVIA	Tokyo TOFROM YAESU TOWER	2026.3
WeWork	WeWork	Sapporo THE VILLAGE SAPPORO	2026.5
SERVCORP	Servcorp	Osaka QUARTZ SHINSAIBASHI	2026.7
WeWork	WeWork	Fukuoka NISHI-NIPPON CITY BUILDING	2026.9
JustCo	JustCo	Yokohama BASEGATE YOKOHAMA KANNAI TOWER	H2 2026

© Copyright 2026. All rights reserved. This report has been prepared in good faith, based on CBRE's current anecdotal and evidence based views of the commercial real estate market. Although CBRE believes its views reflect market conditions on the date of this presentation, they are subject to significant uncertainties and contingencies, many of which are beyond CBRE's control. In addition, many of CBRE's views are opinion and/or projections based on CBRE's subjective analyses of current market circumstances. Other firms may have different opinions, projections and analyses, and actual market conditions in the future may cause CBRE's current views to later be incorrect. CBRE has no obligation to update its views herein if its opinions, projections, analyses or market circumstances later change.

Nothing in this report should be construed as an indicator of the future performance of CBRE's securities or of the performance of any other company's securities. You should not purchase or sell securities—of CBRE or any other company—based on the views herein. CBRE disclaims all liability for securities purchased or sold based on information herein, and by viewing this report, you waive all claims against CBRE as well as against CBRE's affiliates, officers, directors, employees, agents, advisers and representatives arising out of the accuracy, completeness, adequacy or your use of the information herein.